


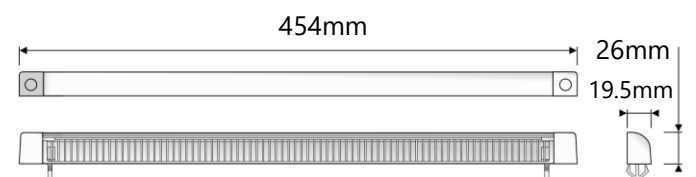

AluVent 5000

- The AluVent 5000 includes an adjustable internal lid and a separate external canopy.
- AluVent can be fitted on both a 10mm & 13mm rout. All test results are specific to the stated rout.
- Aluminium extruded internal lid and external canopy have a 60-90 µm polyester powder coating.
- Use 2 stainless-steel countersunk self-drilling or self-tapping screws (4.5 -3.9 mm), or equivalent fasteners suitable for aluminium/PVC; screw head diameter should be under 7 mm.
- The clip aligns the vent and guides screw placement; for aluminium frames, drill a pilot hole before using self-tapping screws.

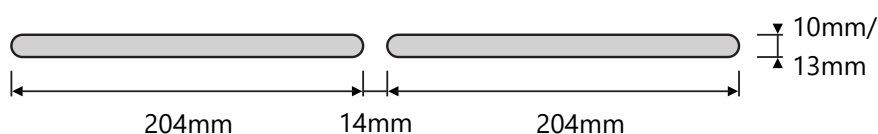
Adjustable Lid (Internal)



Canopy (External)



Window Frame Slot Specification



Technical Specifications

Airflow Performance

- The ventilation tests for the table values below followed **BS EN13141-1:2019**.
- The EQA values have been rounded down to the nearest 50mm².

Rout Size	Equivalent Area (EQA)	Air Leakage when Closed @100Pa
10 mm	4190 mm ²	0.49 L/s
13 mm	5200 mm ²	0.63 L/s

Watertightness Performance

- **Testing in progress, data will be available by August 2026.**
- The watertightness test values will follow **BS EN13141-1:2019**.
- The water ingress value is the maximum air-pressure differential at which no water penetrates.

Rout Size	Pressure Limit of Water Tightness
10 mm	TBC
13 mm	TBC

Acoustic Performance

- The values below are the Dn,e,w sound reduction values of the vent assembly.
- A Dn,e,w figure reflects sound testing across 50 – 10,000Hz.
- The acoustic test for the values below was done in accordance with **BS EN ISO 10140-1: 2021, BS EN ISO 10140-2: 2021 & BS EN ISO 717-1: 2020**.

Rout Size	Vent Open	Vent Closed
10 mm	32 dB (-1;0)	45 dB (-1;-2)
13 mm	31 dB (-1;0)	43 dB (-1;-2)